

Anti-HRV 3C Protease Antibody [Clone 23-1]

Catalog Number	LDG0094YA
Package	100 µg / Customized package

For full product information, images and publications, please visit [our website](#).



Overview

Description

HRV 3C Protease is a cysteine protease that recognizes the cleavage site: Leu-Glu-Val-Leu-Phe-Gln↓Gly-Pro (LEVLFQ↓GP). This enzyme is used to remove fusion tags from recombinant proteins with the specific cleavage sequence. Mouse anti-HRV 3C Protease mAb is suitable for detecting HRV 3C Protease.

Product Note

Recognize HRV 3C Protease in ELISA, when monoclonal antibody was paired with Mouse anti-HRV 3C Protease mAb, clone 5-8 (cat. LDG0092YA).

Recommended dilution factor:

ELISA: 1:5000-20000

Note: Working dilution for specific application should be determined by the investigator to obtain the best conditions.

Specifications

Host

Mouse

Clonality

Monoclonal

Isotype

IgG1

Clone Name

clone 23-1

Immunogen

HRV 3C Protease

Application

ELISA

Tainan Headquarter

+886-6-2536677

bd@leadgene.com.tw

Innovation & Research Center

+886-2-27065528

CLD Center

+886-6-2536677

Conjugation

Unconjugated

Buffer

Phosphate Buffered Saline containing 0.03% ProClin 300, pH 7.4.

Form

Liquid

Concentration

Lot-dependent, please refer to product label.

Specificity

HRV 3C Protease

Instruction**Shipping**

The product is shipped with polar packs. Upon receipt, store it immediately at -20°C or lower for long term storage.



Stability & Storage

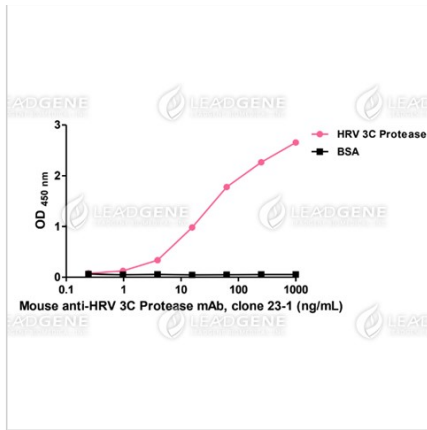
This product is stable after storage at:

- 2-8°C for 2 weeks under sterile conditions from date of receipt.
- -20°C or -80°C for 12 months under sterile conditions from date of receipt.

Avoid repeated freeze/thaw cycles.

Suggestion: Divide antibody into several vials. Keep only vials for usage at 2-8°C.

Image**Tainan Headquarter** +886-6-2536677 bd@leadgene.com.tw**Innovation & Research Center** +886-2-27065528**CLD Center** +886-6-2536677



ELISA titration of Mouse anti-HRV 3C
Protease mAb, clone 23-1

Disclaimer : For Research Use or Further Manufacturing Only.