

Anti-SARS-CoV & CoV-2 Spike IgG Antibody [Clone CR3022]

Catalog Number	LDG0080YA
Package	100 µg / Customized package

For full product information, images and publications, please visit [our website](#).



Overview

Description

Human anti-SARS-CoV-2 Spike Antibody [CR3022] recognizes human SARS-CoV and CoV-2 spike protein with high affinity. The binding site is amino acids 318-510 (RBD, Receptor Binding Domain) in the S1 subunit of the spike protein. Coronavirus spike protein conducts the process that interacts with cellular receptor and membrane fusion to allow virus entering into target cells. Spike protein also can be used to define the specificity of the virus and be used as a critical target for vaccine design. The glycosylated spike protein can be detected in the virus-infected cell and cell culture medium. The RBD is responsible for recognizing the cell surface receptor.

Product Note

Recommended dilution factor:

ELISA: 1:5000-20000

NTRL: Assay dependent

SPR: Assay dependent

Crystallography: Assay dependent

Note: Working dilution for specific application should be determined by the investigator to obtain the best conditions.

Specifications

Clonality

Recombinant Human IgG

Isotype

IgG1

Clone Name

clone CR3022

Reactivity

SARS-CoV & CoV-2

Tainan Headquarter

+886-6-2536677

bd@leadgene.com.tw

Innovation & Research Center

+886-2-27065528

CLD Center

+886-6-2536677

Application

ELISA, NTRL, SPR, Crystallography

Concentration

1 mg/mL

Specificity

Spike protein

Conjugation

Unconjugated

Buffer

Phosphate Buffered Saline containing 0.03% ProClin 300, pH 7.4.

Form

Liquid

Instruction**Shipping**

The product is shipped with polar packs. Upon receipt, store it immediately at -20°C or lower for long term storage.



Stability & Storage

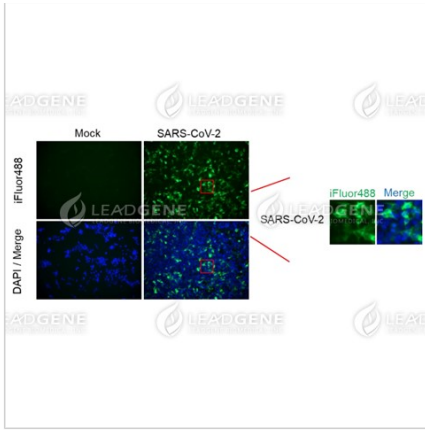
This product is stable after storage at:

- 2-8°C for 2 weeks under sterile conditions from date of receipt.
- -20°C or -80°C for 12 months under sterile conditions from date of receipt.

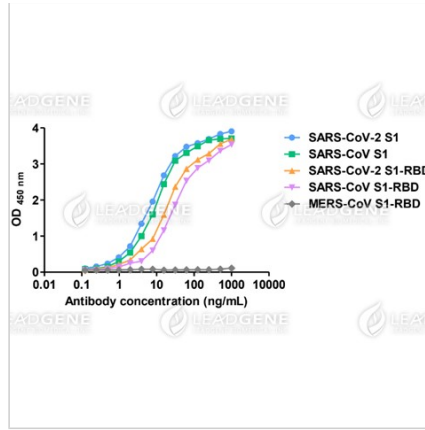
Avoid repeated freeze/thaw cycles.

Suggestion: Divide antibody into several vials. Keep only vials for usage at 2-8°C.

Image**Tainan Headquarter** +886-6-2536677 bd@leadgene.com.tw**Innovation & Research Center** +886-2-27065528**CLD Center** +886-6-2536677



Immunofluorescence analysis of
Human anti-SARS-CoV & CoV-2
Spike Antibody (IgG) (1:500)



ELISA titration of Human anti-SARS-
CoV & CoV-2 Spike Antibody (IgG)

Disclaimer : For Research Use or Further Manufacturing Only.