

Goat Anti-Rat IgG (H+L) Antibody (iFluor 594)

Catalog Number LDG0037YE

Package 500 µL / 1 mL / Customized package

For full product information, images and publications, please visit [our website](#).



Overview

Description

iFluor 594 dye is a bright, red-fluorescent dye that can be excited by the 561 nm or 594 nm laser. Leadgene Goat Anti-Rat IgG (H+L) Antibody (iFluor 594) is conjugated with high-activity iFluor 594.

Product Note

Recommended dilution factor:

IFA: 1:200-1000

FACS: 1:200-1000

Note: Working dilution for specific application should be determined by the investigator to obtain the best conditions.

Specifications

Host

Goat

Clonality

Polyclonal

Immunogen

Purified rat IgG

Reactivity

Rat (Minor cross-reactivity to mouse)

Application

IFA, FACS

Conjugation

iFluor 594

Tainan Headquarter

+886-6-2536677 +886-6-2531536

info@leadgene.com.tw

Taipei Office

+886-2-27065528

Concentration

0.5 mg/mL

BufferPhosphate Buffered Saline containing 1% BSA,
0.03% ProClin 300, pH 7.4.**Specificity**

IgG

Form

Liquid

Instruction**Shipping**

The product is shipped with polar packs. Upon receipt, store it immediately at 2-8°C for long term storage.




Stability & Storage

This product is stable after storage at:

- 2-8°C for 6 months under sterile conditions from date of receipt.

Do not freeze and protect from light.

Disclaimer : For Research Use or Further Manufacturing Only.

Tainan Headquarter +886-6-2536677  +886-6-2531536 info@leadgene.com.tw**Taipei Office** +886-2-27065528