

Human CD56, His Tag, CHO

Catalog Number	LDG087PHM
Package	5 µg / 20 µg / 100 µg / Customized package

For full product information, images and publications, please visit [our website](#).



Specifications

Species of Origin

Human

Expression System

CHO

Affinity Tag

His Tag (C-term)

Storage Buffer

Lyophilized from a 0.2 µm filtered solution of PBS, pH 7.4.

Purity

>95% as determined by SDS-PAGE analysis.

Molecular weight

The protein has a calculated MW of 65.5 kDa. The protein migrates as 70-93 kDa under reducing condition (SDS-PAGE analysis).

Activity

Measured by its ability to support the adhesion of SH-SY5Y human neuroblastoma cells, with the ED50 ranging from 0.1 to 3 µg/mL.

Endotoxin Level

<0.1 EU per 1 µg of the protein by the LAL method.

Mycoplasma

Not detected

Form

Lyophilized

Background

Background

CD56, or NCAM, is a neural cell adhesion molecule involved in cell-cell adhesion, found in natural killer (NK) cells and certain tumors.

Synonyms

Neural cell adhesion molecule 1, N-CAM-1, NCAM-1, CD56

Tainan Headquarters

+886-6-2536677

bd@leadgene.com.tw

Innovation & Research Center

+886-2-27065528

CLD Center

+886-6-2536677

Uniprot ID

P13591

Sequence Note

Met1-Pro603

Instruction**Reconstitution**

It is recommended to reconstitute the lyophilized protein in sterile H₂O to a concentration not less than 200 µg/mL and incubate the stock solution for at least 20 min to ensure sufficient re-dissolved.

Stability & Storage


This product is stable after storage at:

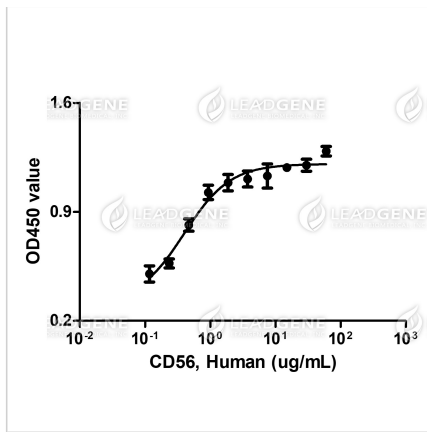
- -20°C for 12 months in lyophilized state from date of receipt.
- -20°C or -80°C for 1 month under sterile conditions after reconstitution.

Avoid repeated freeze/thaw cycles.

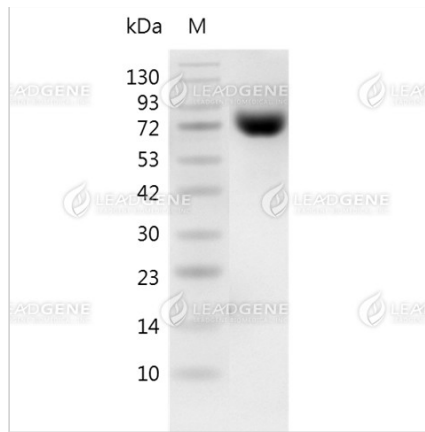
Shipping

The product is shipped with polar packs. Upon receipt, store it immediately at -20°C or lower for long term storage.

Image**Tainan Headquarters** +886-6-2536677 bd@leadgene.com.tw**Innovation & Research Center** +886-2-27065528**CLD Center** +886-6-2536677



Human CD56, His Tag, CHO (LDG087PHM) supports the adhesion of SH-SY5Y human neuroblastoma cells, with the ED50 ranging from 0.1 to 3 µg/mL.



SDS-PAGE analysis of recombinant human CD56.

Disclaimer : For Research Use or Further Manufacturing Only.