

Human IL-18BP, His Tag, HEK293

Catalog Number	LDG022PHM
Package	100 µg / 20 µg / 5 µg / Customized package

For full product information, images and publications, please visit [our website](#).



Specifications

Species of Origin

Human

Affinity Tag

His Tag (C-term)

Purity

>95% as determined by SDS-PAGE analysis.

Endotoxin Level

<0.1 EU per 1 µg of the protein by the LAL method.

Expression System

HEK293

Storage Buffer

Lyophilized from a 0.2 µm filtered solution of PBS, pH 7.4.

Molecular weight

The protein has a calculated MW of 18.44 kDa. The protein migrates as 35 kDa under reducing condition (SDS-PAGE analysis).

Form

Lyophilized

Background

Background

IL18BP, specifically binds to IL-18, suppressing its activity. IL18BP lacks a transmembrane domain and is prominently expressed in the heart, lung, placenta, and spleen. Additionally, IL18BP regulates the early TH1 cytokine response by reducing IFN-gamma production, moderating T-helper type 1 immune responses.

Synonyms

Tadekinig-alfa

Uniprot ID

O95998

Sequence Note

Met1-Gly194

Instruction
Reconstitution

It is recommended to reconstitute the lyophilized protein in sterile H₂O to a concentration of 200 µg/mL and incubate the stock solution for at least 20 min to ensure sufficient re-dissolved.

Stability & Storage

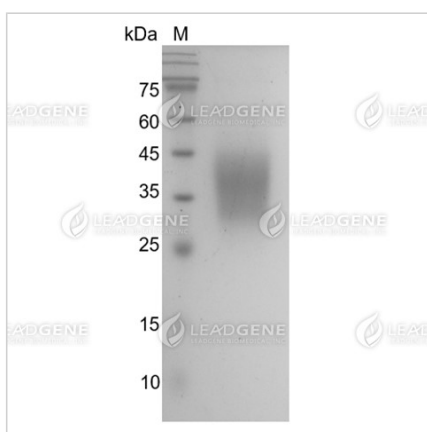
This product is stable after storage at:

- -20°C for 12 months in lyophilized state from date of receipt.
- -20°C or -80°C for 1 month under sterile conditions after reconstitution.

Avoid repeated freeze/thaw cycles.



Shipping

The product is shipped with polar packs. Upon receipt, store it immediately at -20°C or lower for long term storage.

Image


SDS-PAGE analysis of recombinant human IL-18BP protein

Disclaimer : For Research Use or Further Manufacturing Only.

Tainan Headquarters +886-6-2536677 bd@leadgene.com.tw**Innovation & Research Center** +886-2-27065528**CLD Center** +886-6-2536677