

## Anti-D-Dimer Antibody [Clone DD02]

<b>Catalog Number</b>	LDG0167YA
<b>Package</b>	100 µg / Customized package

For full product information, images and publications, please visit [our website](#).



### Overview

#### Description

Blood clotting is an essential physiological process preventing losing blood and pathogen infection in wounds. Subsequent fibrinolytic lysis, d-dimer is the most miniature fibrinolysis-specific degradation product in circulation. The d-dimer is served as a clinically crucial diagnostic marker for blood clotting disorders such as deep vein thrombosis (DVT), pulmonary embolism (PE), and disseminated intravascular coagulation (DIC). These systemic illnesses can be severe and even life-threatening.

#### Product Note

Recognize human D-Dimer in ELISA, when monoclonal antibody was paired with Anti-D-Dimer Antibody [clone DD03] (cat. LDG0165YA)

Recommended dilution factor:  
ELISA: 1:5000-20000

Note: Working dilution for specific application should be determined by the investigator to obtain the best conditions.

### Specifications

<b>Host</b>	<b>Clonality</b>
Mouse	Monoclonal
<b>Isotype</b>	<b>Clone Name</b>
IgG1	clone DD02
<b>Application</b>	<b>Conjugation</b>
ELISA, CLIA, LFIA	Unconjugated

#### Tainan Headquarters

+886-6-2536677

bd@leadgene.com.tw

#### Innovation & Research Center

+886-2-27065528

#### CLD Center

+886-6-2536677

**Concentration**

1 mg/mL

**Storage Buffer**

Phosphate Buffered Saline containing 0.03% ProClin 300, pH 7.4.

**Specificity**

D-Dimer

**Form**

Liquid

**Instruction****Shipping**

The product is shipped with polar packs. Upon receipt, store it immediately at -20°C or lower for long term storage.




**Stability & Storage**

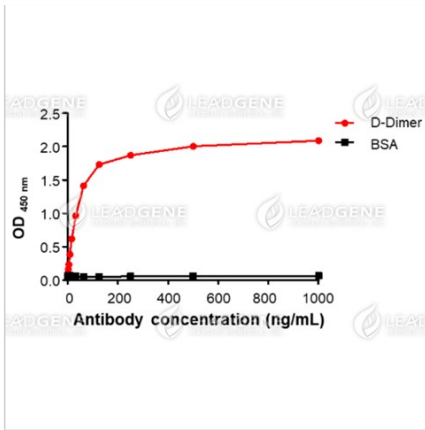
This product is stable after storage at:

- 2-8°C for 2 weeks under sterile conditions from date of receipt.
- -20°C or -80°C for 12 months under sterile conditions from date of receipt.

Avoid repeated freeze/thaw cycles.

Suggestion: Divide antibody into several vials. Keep only vials for usage at 2-8°C.

**Image****Tainan Headquarters** +886-6-2536677 [bd@leadgene.com.tw](mailto:bd@leadgene.com.tw)**Innovation & Research Center** +886-2-27065528**CLD Center** +886-6-2536677



#### ELISA titration of Anti-D-Dimer

Antibody [Clone DD02]

The D-Dimer and BSA were coated onto wells of a 96 well plate. Indirect ELISA was performed using Anti-D-Dimer Antibody [Clone DD02].

**Disclaimer :** For Research Use or Further Manufacturing Only.