

Anti-SARS-CoV-2 NP Antibody [Clone 74-2]

Catalog Number	LDG0158YA
Package	100 µg / Customized package

For full product information, images and publications, please visit [our website](#).



Overview

Description

Anti-SARS-CoV-2 NP Antibody [Clone 74-2] recognize SARS Coronavirus Nucleocapsid protein (NP). Coronavirus NP localize to the cytoplasm and the nucleolus in both Virus-like particle (VLP) infected primary cells and in cells transfected with NP plasmid. NP has abundant expression in coronavirus and is a highly immunogenic phosphoprotein. NP is also conserved in sequence. Due to these characteristics above, the NP is an ideal marker for diagnosis.

Product Note

Recognize SARS-CoV & CoV-2 NP in Lateral Flow, when monoclonal antibody was paired with Human anti-SARS-CoV & CoV-2 NP Antibody (IgG) (cat. LDG0076YA).

Recognize SARS-CoV & CoV-2 NP in ELISA, when monoclonal antibody was paired with Mouse anti-SARS-CoV & CoV-2 NP mAb, clone 109-5 (cat. LDG0084YA).

Recommended dilution factor:

ELISA: 1:5000-20000

Note: Working dilution for specific application should be determined by the investigator to obtain the best conditions.

Specifications

Host	Clonality
Mouse	Monoclonal
Isotype	Clone Name
IgG1	clone 74-2
Immunogen	Reactivity
Recombinant SARS-CoV-2 nucleocapsid protein	SARS-CoV-2

Tainan Headquarters

+886-6-2536677

bd@leadgene.com.tw

Innovation & Research Center

+886-2-27065528

CLD Center

+886-6-2536677

Application

ELISA, CLIA, IFA

Concentration

1 mg/mL

Specificity

Nucleocapsid protein

Conjugation

Unconjugated

Storage Buffer

Phosphate Buffered Saline containing 0.03% ProClin 300, pH 7.4.

Form

Liquid

Instruction**Shipping**

The product is shipped with polar packs. Upon receipt, store it immediately at -20°C or lower for long term storage.



Stability & Storage

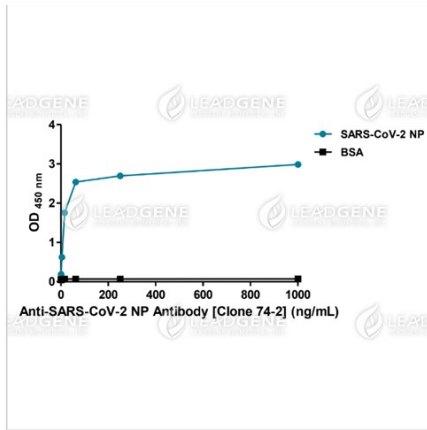
This product is stable after storage at:

- 2-8°C for 2 weeks under sterile conditions from date of receipt.
- -20°C or -80°C for 12 months under sterile conditions from date of receipt.

Avoid repeated freeze/thaw cycles.

Suggestion: Divide antibody into several vials. Keep only vials for usage at 2-8°C.

Image**Tainan Headquarters** +886-6-2536677 bd@leadgene.com.tw**Innovation & Research Center** +886-2-27065528**CLD Center** +886-6-2536677



ELISA titration of Anti-SARS-CoV-2
NP Antibody [Clone 74-2]

Disclaimer : For Research Use or Further Manufacturing Only.