

Chicken Anti-Sheep IgG (H+L) Antibody (FAM)

Catalog Number	LDG0044YE
Package	500 µL / 1 mL / Customized package

For full product information, images and publications, please visit [our website](#).



Overview

Description

FAM is a fluorescent dye that can be excited by wavelength of 495 nm. Leadgene Chicken Anti-Sheep IgG (H+L) Antibody (FAM) is conjugated with high-activity FAM.

Product Note

Recommended dilution factor:

IFA: 1:200-1000

FACS: 1:200-1000

Note: Working dilution for specific application should be determined by the investigator to obtain the best conditions.

Specifications

Host

Chicken

Clonality

Polyclonal

Immunogen

Purified sheep IgG

Reactivity

Sheep

Application

IFA, FACS

Conjugation

5(6)-FAM

Concentration

0.5 mg/mL

Storage Buffer

Phosphate Buffered Saline containing 1% BSA, 0.03% ProClin 300, pH 7.4.

Tainan Headquarters

+886-6-2536677

bd@leadgene.com.tw

Innovation & Research Center

+886-2-27065528

CLD Center

+886-6-2536677

Specificity

IgG

Form

Liquid

Instruction**Shipping**

The product is shipped with polar packs. Upon receipt, store it immediately at 2-8°C for long term storage.




Stability & Storage

This product is stable after storage at:

- 2-8°C for 6 months under sterile conditions from date of receipt.

Do not freeze and protect from light.

Disclaimer : For Research Use or Further Manufacturing Only.

Tainan Headquarters +886-6-2536677 bd@leadgene.com.tw**Innovation & Research Center** +886-2-27065528**CLD Center** +886-6-2536677