

Goat Anti-Rabbit IgG (H+L) Antibody (iFluor 488)

Catalog Number LDG0029YE

Package 500 µL / 1 mL / Customized package

“ Publications (1)

For full product information, images and publications, please visit [our website](#).



Overview

Description

iFluor 488 dye is a bright, green-fluorescent dye that can be excited by the 488 nm laser. Leadgene Goat Anti-Rabbit IgG (H+L) Antibody (iFluor 488) is conjugated with high-activity iFluor 488.

Product Note

Recommended dilution factor:

IFA: 1:200-1000

FACS: 1:200-1000

Note: Working dilution for specific application should be determined by the investigator to obtain the best conditions.

Specifications

Host

Goat

Clonality

Polyclonal

Immunogen

Purified rabbit IgG

Reactivity

Rabbit (Minor cross-reactivity to human in higher concentration)

Application

IFA, FACS

Conjugation

iFluor 488

Tainan Headquarters

+886-6-2536677

bd@leadgene.com.tw

Innovation & Research Center

+886-2-27065528

CLD Center

+886-6-2536677

Concentration

0.5 mg/mL

Storage Buffer

Phosphate Buffered Saline containing 1% BSA, 0.03% ProClin 300, pH 7.4.

Specificity

IgG

Form

Liquid

Instruction**Shipping**

The product is shipped with polar packs. Upon receipt, store it immediately at 2-8°C for long term storage.




Stability & Storage

This product is stable after storage at:

- 2-8°C for 6 months under sterile conditions from date of receipt.

Do not freeze and protect from light.

Disclaimer : For Research Use or Further Manufacturing Only.

Tainan Headquarters +886-6-2536677 bd@leadgene.com.tw**Innovation & Research Center** +886-2-27065528**CLD Center** +886-6-2536677