

## Annexin V-FAM + PI Apoptosis Detection Reagent

Catalog Number	LDG0002RB
Package	25 rxn / 50 rxn / 100 rxn / Customized package

“ Publications ( 3 )

For full product information, images and publications, please visit [our website](#).



### Overview

#### Description

Leadgene fluorescent dye (FAM) conjugated Annexin V is highly purified product. During early apoptosis, cells will translocate membrane phosphatidylserine (PS) from the inner face of the membrane to the cell surface.

Propidium iodide (PI) is a common fluorescent dye to detect DNA. It can be used in flow cytometry to evaluate the cell cycle and cell viability during apoptosis. The product can be used in one-step staining procedure without wash step within 20 minutes.

#### Components

Package	Items	Quantity
25 rxn	Annexin V-FAM	1 vial (0.125 mL)
	PI	1 vial (0.125 mL)
	10× Binding Buffer	1 vial (2 mL)
50 rxn	Annexin V-FAM	1 vial (0.25 mL)
	PI	1 vial (0.25 mL)
	10× Binding Buffer	2 vials (2 mL)
100 rxn	Annexin V-FAM	1 vial (0.5 mL)
	PI	1 vial (0.5 mL)
	10× Binding Buffer	3 vials (2 mL)

### Specifications

#### Tainan Headquarters

+886-6-2536677

bd@leadgene.com.tw

#### Innovation & Research Center

+886-2-27065528

#### CLD Center

+886-6-2536677

**Reactivity**

Mammalian

**Detection Method**

Fluorescent

**Application**

Cell apoptosis assay

**Sample Type**

Adherent cells | Suspension cells

**Instruction****Shipping**

The product is shipped with polar packs. Upon receipt, store it immediately at 2-8°C for long term storage.




**Stability & Storage**

This product is stable after storage at:

- 2-8°C for 12 months under sterile conditions from date of receipt.

Protect from light.

**Disclaimer :** For Research Use or Further Manufacturing Only.

**Tainan Headquarters** +886-6-2536677 [bd@leadgene.com.tw](mailto:bd@leadgene.com.tw)**Innovation & Research Center** +886-2-27065528**CLD Center** +886-6-2536677