

SARS-CoV-2 Nucleocapsid Protein ELISA Kit

Catalog Number LDG00016E

Package 96 T (8 x 12 strips) / Customized package

 Publications (1)

For full product information, images and publications, please visit [our website](#).



Overview

Components

Items	Quantity
SARS-CoV-2 nucleocapsid protein ELISA plate	96 wells (12 x 8-well strips)
SARS-CoV-2 NP Standard	2 vials (Lyophilized form)
Standard reconstitution buffer	1 vial (2 mL)
Standard & Sample diluent buffer	1 vial (20 mL)
HRP-antibody conjugate	1 vial (60 µL)
HRP-antibody conjugated diluent buffer	1 vial (12 mL)
10× wash buffer	1 vial (22 mL)
TMB	1 vial (12 mL)
Stop solution	1 vial (6 mL)
Microplate sealing film	1 sheet


Specifications

Tainan Headquarter

 +886-6-2536677  +886-6-2531536

 info@leadgene.com.tw

Taipei Office

 +886-2-27065528

Reactivity

SARS-CoV-2

Detection Method

Colorimetric

Specificity

Nucleocapsid protein

Sample Type

Cell culture supernatant, Nasal swab, Saliva

Application

Sandwich ELISA analysis

Sensitivity

Limit of detection (LoD): 0.171 ng/mL

Limit of quantification (LoQ): 0.262 ng/mL

Assay Range

0.15625-10 ng/mL

Instruction**Shipping**




The product is shipped with polar packs. Upon receipt, store it immediately at 2-8°C for long term storage.

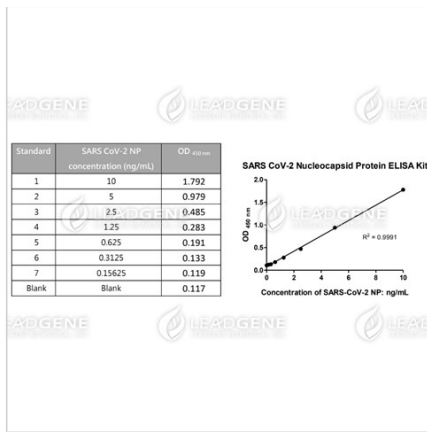
Stability & Storage

This product is stable after storage at:

- 2-8°C for unopened product.

Please refer to product manual for storage constructions.

Image**Tainan Headquarter** +886-6-2536677  +886-6-2531536 info@leadgene.com.tw**Taipei Office** +886-2-27065528



Typical data
The following data are for demonstration only

Reagents (Store at 2-8°C)	Quantity 1x96 well kit	Reconstitution
SARS-CoV-2 nucleocapsid protein ELISA plate	96 wells (12 x 8-well strips)	Ready for use
Stripwell microplate with 96 anti-SARS-CoV-2 NP monoclonal antibodies coated wells		
Standard	2 vials (lyophilized form)	Reconstitute by adding 0.8 mL Standard reconstitution buffer to be a stock solution of 20 ng/mL (see procedure, section 9.2)
Standard reconstitution buffer	1 vial (2 mL)	Ready for use
Standard & Sample diluent buffer	1 vial (20 mL)	Ready for use
Buffered protein solution with preservatives	1 vial (2 mL)	
HRP-antibody conjugate	1 vial (80 µL)	Dilute 200 x with HRP-antibody conjugated diluent buffer (see reagent preparation, section 5.A)
HRP conjugated anti-SARS-CoV-2 NP monoclonal antibody in buffered protein solution with preservatives	1 vial (12 mL)	Ready for use
HRP-antibody conjugated diluent buffer	1 vial (12 mL)	
10 X wash buffer	1 vial (22 mL)	Dilute 10 x with distilled water (see reagent preparation, section 5.B)
10-fold concentrated solution of buffered surfactant with preservatives	1 vial (12 mL)	Ready for use
TMB	1 vial (12 mL)	Ready for use
Chromogenic substrate (tetramethylbenzidine) for HRP	1 vial (6 mL)	Ready for use
Stop solution	1 vial (6 mL)	Ready for use
H ₂ SO ₄ solution	1 sheet	N/A
Microplate sealing film		

Reagents provided and reconstitution

	1	2	3	4
A	Standard 1 (10 ng/mL)	Standard 1 (10 ng/mL)	Sample 1	Sample 5
B	Standard 2 (5 ng/mL)	Standard 2 (5 ng/mL)	Sample 1	Sample 5
C	Standard 3 (2.5 ng/mL)	Standard 3 (2.5 ng/mL)	Sample 2	Sample 6
D	Standard 4 (1.25 ng/mL)	Standard 4 (1.25 ng/mL)	Sample 2	Sample 6
E	Standard 5 (0.625 ng/mL)	Standard 5 (0.625 ng/mL)	Sample 3	Sample 7
F	Standard 6 (0.3125 ng/mL)	Standard 6 (0.3125 ng/mL)	Sample 3	Sample 7
G	Standard 7 (0.15625 ng/mL)	Standard 7 (0.15625 ng/mL)	Sample 4	Sample 8
H	Blank	Blank	Sample 4	Sample 8

An example of orientation of standards, blanks and samples in the stripwells microplate

Disclaimer : For Research Use or Further Manufacturing Only.